


WS72 Adjustable 600v Secondary Mid Span Stripper

Instruction Sheet

Patent Applied for

Warning! Always use OSHA/ANSI or other industry approved eye protection when using tools. This tool is not to be used for purposes other than intended. Read carefully and understand instructions before using this tool.



The Utility Tool WS 72 tool will mid span strip strip 600 volt insulated wire, including USE, THHN, XHHW, and other constructions. The tool's cable size range is .5" - 1.3" OD; 1/0 to 1000mcm conductor.


The tool is designed with two adjustment features. The sliding jaw secures cables of various diameters. The indexing blade depth control allows precise blade depth settings for different insulation thicknesses.



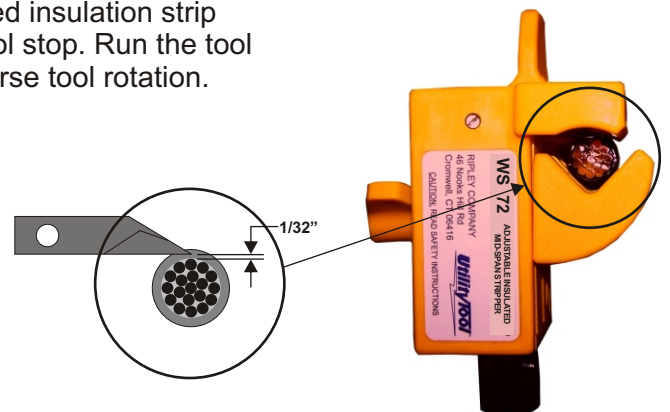
Knob A: Rotate CW to #1

Operating Instructions

1. Set the blade depth adjustment knob(A) to the #1 Position. Note that each index position moves the blade incrementally .020" deeper.
2. Loosen the jaw locking knob(B) to open the jaw.
3. Place the tool on the cable where insulation removal is to take place. Lock the cable in the tool with the sliding jaw(C).
4. The blade depth is set by indexing it down to approx. 1/32" above the conductor. The blade is designed to remove the insulation without conductor damage. The chart below can aid in blade setting.
5. Turn the tool clockwise to begin insulation removal. Turn tool one full revolution. If insulation is not fully removed, re-position tool on cable diameter and index the blade deeper. When the desired insulation strip length is reached, use your left thumb or hand as a tool stop. Run the tool against your stop until the chip breaks off. Do not reverse tool rotation.



Blade Setting	Insulation Thickness
1 = .020"	.030"
2 = .040"	.060"
3 = .060"	.080"
4 = .080"	.095"
5 = .100"	.110"
6 = .120"	.145"



Replacement Blade: CB-272 (p/n 42137)



WARRANTY: The Ripley Company warrants that our line of tools are free of defect and fully operable at the time of shipment. The warranty is limited to the repair or replacement of any product which proves to be defective in material or workmanship, under normal use and service.



46 Nooks Hill Road, Cromwell, CT 06416 USA ~ Phone: 800-528-8665 ~ Int'l: (01) 860-635-2200
 Fax: (01) 860-635-3631 ~ E-mail: info@ripley-tools.com ~ Internet: www.ripley-tools.com



42139
04-13-09 ff